

playbook

A story to sell



020

Step into the shadow auction house!

Use this playbook as a manual to help you create the fascinating stories behind your possessions, to set up your own auction, and to run it as a professional auctioneer. Or devise a different way of helping valuable objects change hands, using your own imagination.

Take your seats, grab your bidding paddles, and watch the shadows! At first sight, the true value of a thing is often hidden — but we know ways to reveal it. Experiment with light and silhouettes, come up with a story about the lot, and see how adding a narrative makes something much more valuable.



Scan the QR code on the back cover to access the digital version of this playbook.


age

5–12



Warnings

Every playoddity kit is designed as a children's experience that is guided by an adult. All the described activities require adult supervision. Safety instructions for each item in the kit can be found on the item's individual packaging.




WARNING!
Choking hazard:
Small parts
Not for children under 3 years




Adult supervision required





Hi, this is The Voice speaking. I'd like to remind you that the most important part of the playoddity experience is the child or children. Without them, you'll just be an adult playing games to avoid responsibilities. So put your phone away, and follow the instructions in this playbook for having a great time! The activities also work without the playbook, if you have your own ideas, but we suggest you have a look at ours first.



Without playbook



With playbook

Unboxing

You're going to acquire some unique things at the shadow auction. Be sure to show off your new purchases by sharing photos on social media with #playoddity.



Each item in the kit has a colored sticker:

- Green sticker — item can be used by children and adults
- Red sticker — item should be used by adults only

If any items on the list are missing, or you have problems with any of the products, please get in touch.

Contents of this kit

- **01. Auction paddle**
I see 100, I see 200 ... 400 in the corner!
- **02. Erasable markers**
Oh wait, that's actually 800 ... no, 900!
- **03. Auction gavel**
Sold — to the person holding this playbook!
- **04. Game tokens**
Keep track of your game.
- **05. Table lamp**
Shine some light to cast some shadows.
- **06. Colored transparent film**
Not all light is white.
- **07. Shadow box frame**
For the most interesting lots in the auction or for setting up your shadow theater.
- **08. Framed 3D picture**
See how it changes with different lighting.
- **09. Electric candles**
Maximum safety, minimum heat.
- **10. Tangram**
Ancient people didn't have smartphones — they entertained themselves differently.
- **11. Cardboard sheets**
The ultimate material for your creativity.
- **12. Baking paper**
It's almost transparent, so it's perfect for a shadow theater.
- **13. Wooden lollipop sticks**
Put anything on the top, and it becomes a lollipop. Or maybe not.
- **14. Double-sided adhesive pads**
Let's stick to the plan.
- **15. Book about hand shadows**
You don't have to read it from antelope to Zamboni — just pick the ones you like.
- **16. Plate rack**
First, it creates a cool shadow. And second, it holds up flat things.
- **17. Light drawing pad**
Shed some light on your drawing skills.
- **18. Cotton string**
Like Ariadne's thread, it will help you escape the labyrinth of mysterious shadows.
- **19. White sheet**
It's the screen for your shadow theater — no sleeping on the job!

Notes and ideas

A white, stylized character with a surprised expression, featuring two small black dots for eyes and a large open circle for a mouth. The character is positioned in the upper right quadrant of the page. The background consists of large, abstract, organic shapes in shades of green and orange, set against a light beige background.

Do you know what an **auction** is? Of course you do. But here's a **short explanation** anyway. When a lot of people want to **buy** one thing, an auction takes place — an event where the top bidder (the one who offers the **highest price**) gets the object.

Fairytale auction

Think about **an artifact** from a fairytale. A crystal shoe from Cinderella, for example. Now **imagine** that Cinderella's evil stepmother got hold of this lost shoe and wanted to **sell it** at an **auction** (and use the money to buy her ugly daughters a TikTok masterclass from

a famous influencer). What would Cinderella have done? Asked her fairy godmother to **make the top bid**? Asked the prince to win the shoe back for her, bidding against dragons and pirates? What an auction that would have been!



It's all about the **money** (again)! But what makes something **truly valuable**? Let me tell you the truth — it's the **story behind it**. Where's it from? Who owned it? Why does it smell funny?

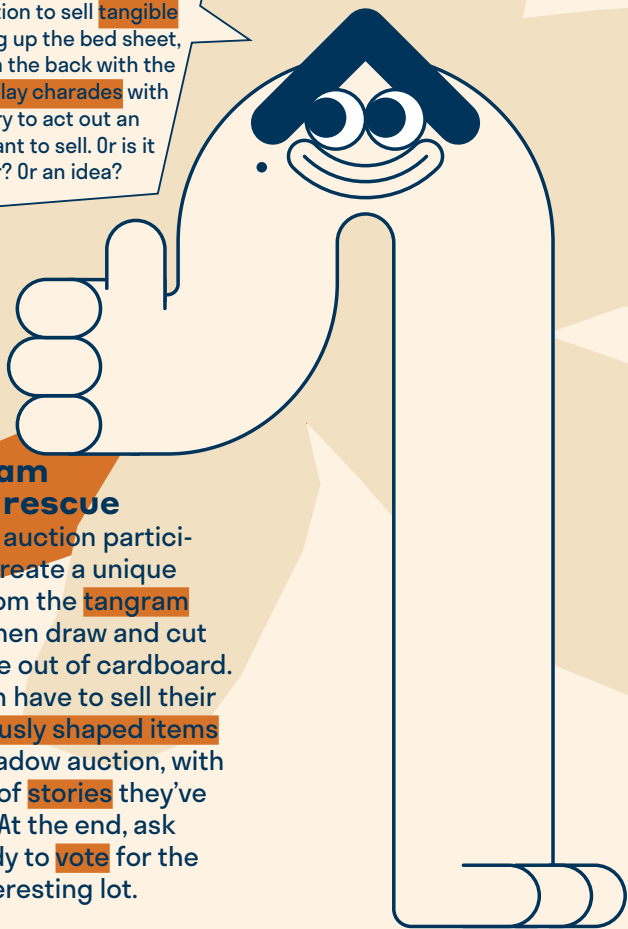
An inheritance from a long-lost aunt

A distant aunt that you've never met and not even heard of has passed away and left you her farm in the middle of nowhere. You were never into growing corn and hiding from tornadoes, so you've decided to sell the farm and everything in it. Now you need to build the stage (use the bed sheet and the lamp, or the frame and the baking paper), take up the gavel, and let the shadow auction begin!

The shadow auction

Unfortunately, the farm wasn't full of cool things and interesting artifacts. Everything is very ordinary. Dull, even. Uninteresting. Boring. You get the idea. So, in order to sell these things, you need to come up with a story, and then display them as shadows. Is that a candy bar or a silver ingot? Are those shoelaces or headphones? Is that just a cup, or the last remaining cup from a legendary tea set that a famous actor used to own?

YNK: But who said you can only use an auction to sell **tangible items**? Hang up the bed sheet, light it from the back with the lamp, and **play charades** with shadows! Try to act out an item you want to sell. Or is it a character? Or an idea?



Tangram to the rescue

Get each auction participant to create a unique shape from the **tangram pieces**, then draw and cut the shape out of cardboard. They then have to sell their **mysteriously shaped items** in the shadow auction, with the help of **stories** they've created. At the end, ask everybody to **vote** for the most interesting lot.

Stories to sell

When your children want you to **buy** them something new, explain that first they need to **get rid of** something they don't need. They can then set up an auction and try to **sell the unwanted item** to you or other family members or friends. The money that they get from the auction becomes their **pocket money**.

Token gesture

When you ask the kids to do chores at home, you may want to **pay them in tokens** that they can later use at a **home auction** — an event where everyone can sell their stuff.

A shadow needs some light

You can create your own **lamp**. Simply roll a sheet of paper into a **tube**, and place an electric candle inside it!

An ancient art

Telling stories is a **natural pastime** for all humans. It's happened ever since people started roaming the planet. Telling stories to your kids — as well as encouraging **them** to tell stories — helps develop their creativity, emotional intellect, and **literacy**.

Telling a story

How you speak is just as **important** as what you say. A story can become even more **engaging** and **dramatic** if you use these simple tricks.

- **Speed** up or **slow** down your speech to enhance dynamic or peaceful **moments** in the story.
- Make your **voice** louder or quieter when the narrative calls for it.
- **Raise** the pitch of your voice during tense moments, and **lower it** to convey mystery or danger.

Speak for the characters

Another great trick is to use **a different voice** for each character in your story. This makes it **easier to follow** the narrative and elicits sympathy for the characters.

No lazy storytelling

Kids are **smart listeners**. They notice plot holes and inconsistencies. They'll ask about everything in your story. **Be ready** to answer, be patient, and encourage this behavior so that the **kids feel engaged**.


You already know the plots

Stick to **familiar plotlines**. At the end of a busy day, the last thing your brain needs is to think up **a unique story**. And to be honest, you don't need to. Use **tried-and-true plots**, and **tweak them** to fit your kids' interests.

Mystery Item

Shadows can be very mysterious, but mystery is what makes **an object** special. It looks like one of the things in this kit is **extremely special**, as it's extremely mysterious.

Search terms

 The Seven Basic Plots	×
ChatGPT	↗
the 20 most expensive auction items ever sold	↗
the world's oldest auction house	↗
shadowgraphy	↗

Question time

? What kind of stories do you like the most —
• adventure, comedy, fantasy, action?

? What's the most expensive
• thing that you own?

? Which thing that you own has the most
• memories connected to it?

? Can an inexpensive thing be worth
• millions if it has a unique story?

Creativity time

Use this space to keep track of the most interesting sales at your auctions. Don't forget to include the price and the name of the new owner of the item!

There's more
out back —
follow the
arrow!



If you accidentally sell this playbook in an auction as the only remaining copy of an ancient manuscript about games and fun — don't worry. You can always find the digital version online if you follow the QR code. And while you're on the website, check out our other kits. They're awesome!

Visit us:

playoddity Chicago
Hawthorn Mall
122 Hawthorn Center
Vernon Hills
IL 60061

Follow us:   @playoddity
Find us online: playoddity.com

We're always happy to chat!
Email us: hello@playoddity.com

IMAGINARIUM GLOBAL LLC
122 HAWTHORN CENTER
VERNON HILLS
IL 60061-1502

© playoddity
All rights reserved

