

playbook

nature
biome

The Bugz-Carlton Hotel

010 **Bed and
breakfast or
all-inclusive?
You decide!**

If you're afraid of insects, we'll try to help you start to like them more. This playbook contains priceless advice on building your first bug resort (and spa), but if you already know exactly what insects and other small creatures want, don't mind us — go ahead and realize your project using the items in the kit.



Scan the QR code on the back cover to access the digital version of this playbook.




This playbook explains how to build your first (and hopefully not last) shelter for bugs and other more-than-four-legged friends, from design and planning through to sourcing materials and building your wellness retreat. Or is it going to be a hibernation complex?

age

5-14

Warnings

Every playoddity kit is designed as a children's experience that is guided by an adult. All the described activities require adult supervision. Safety instructions for each item in the kit can be found on the item's individual packaging.




WARNING!
Choking hazard:
Small parts
Not for children
under 3 years




Adult supervision required





Hi, this is The Voice speaking. I'd like to remind you that the most important part of the playoddity experience is the child or children. Without them, you'll just be an adult playing games to avoid responsibilities. So put your phone away, and follow the instructions in this playbook for having a great time! The activities also work without the playbook, if you have your own ideas, but we suggest you have a look at ours first.



Without playbook



With playbook

Unboxing

A project like this requires good PR and media coverage. Make sure you document all the stages of the building process, and share them on social networks with #playoddity.



Each item in the kit has a colored sticker:

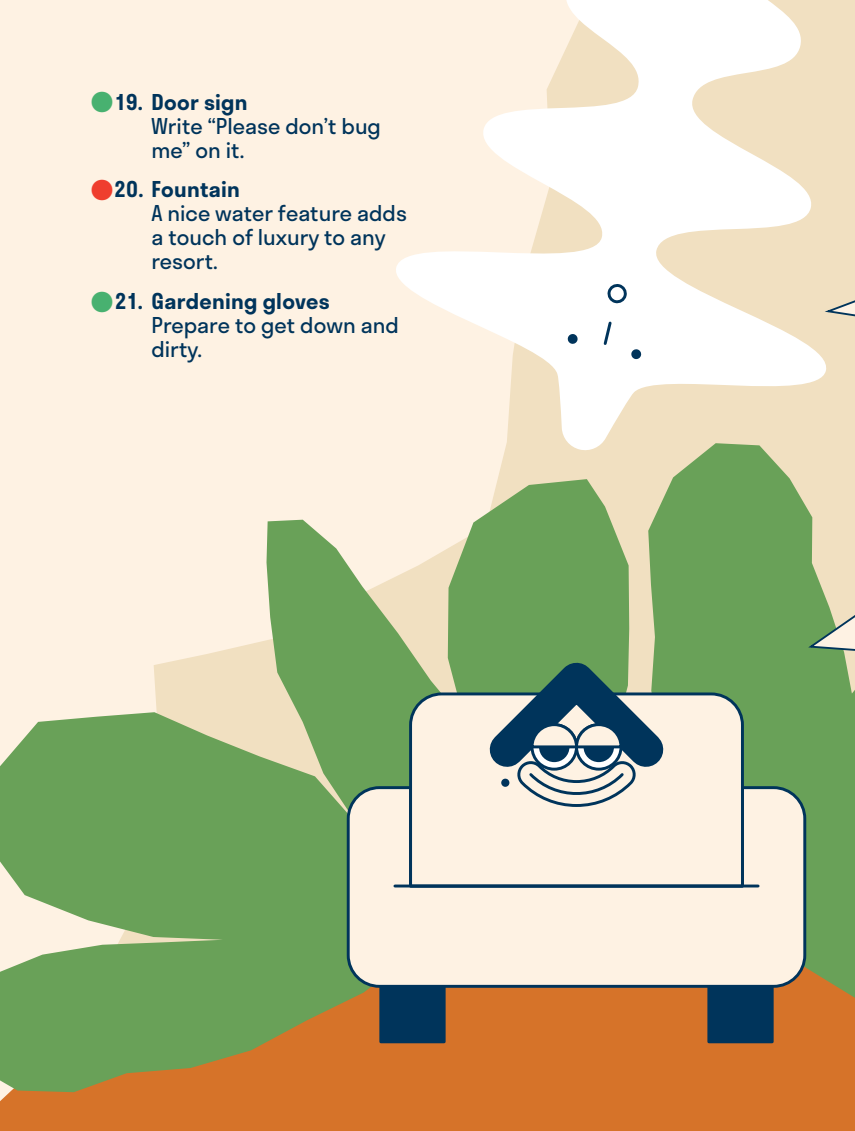
- Green sticker — item can be used by children and adults
- Red sticker — item should be used by adults only

If any items on the list are missing, or you have problems with any of the products, please get in touch.

Contents of this kit

- **01. Tiny night-vision camera**
The first ever reality show for and about insects: Bug Hotel.
- **02. Bug hotel**
This palace is (almost) ready to welcome some many-legged guests.
- **03. Wooden building blocks**
Make your hotel unique.
- **04. Bridge construction set**
“In the far future, people will build bridges for bugs, and they will be awesome.” Leonardo da Vinci
- **05. Garden miniatures**
All the small things.
- **06. Toy butterflies**
“If there’s a crowd, there’s probably something interesting happening,” thinks a bug.
- **07. Wind chime**
What could be better than live music? The music of nature!
- **08. Air dry clay**
Limitless building possibilities.
- **09. LED garland**
Bugs have holidays too.
- **10. Artificial moss balls**
They look just like cute little trees.
- **11. Wood slices**
Some more building materials for your project.
- **12. Wooden sign plates**
In case you want to mark the buildings with numbers or the names of their inhabitants.
- **13. Stencils**
Add a grand bugroque finish to your buildings.
- **14. Acrylic markers**
If a celebrity bug comes by, you’ll want an autograph.
- **15. Zen garden**
Some insects like to reflect and meditate, especially the praying mantis.
- **16. Reception bell**
A room for a family of 1,523, please!
- **17. Tape measure**
Building requires precision.
- **18. Magnifier**
Take a closer look at your guests, and see their grateful smiles.

- **19. Door sign**
Write “Please don’t bug me” on it.
- **20. Fountain**
A nice water feature adds a touch of luxury to any resort.
- **21. Gardening gloves**
Prepare to get down and dirty.



Notes and ideas

Gloves on hands, **tools** lined up, inspiration at the **ready** — this is going to be the most popular bug hotel in the neighborhood!

Hey, you! Yes, you! Have they told you that you need to build a **resort**? Don't listen to them! They're conformists! Build an old **gnome village** by a waterfall. Or — wait, wait! Build a **windmill** on a desert island! Or a school for **forest critters**! Just build something already!

To plan or not to plan?


Start by **drawing** the building — or landscape — for bugs that you want to **create** in your yard. This isn't an essential step, but it will help you **avoid** running into a lot of challenges later on during the actual **construction**. Having a hard time coming up with ideas? Remember the hotels and resorts you've stayed in during your **vacations**!

Let the building begin!

We'll start by building the bug hotel from the kit, and then you can **add other places** around it if you wish. That way, you can create a **whole resort** with different facilities and cool relaxation zones!

A lot of people dislike insects, but they're very **important** to every ecosystem!

Also, birds eat them. So they must **taste** good! I wish I could be a bird, so it would be OK for me to **eat bugs**.



Some very small **animals** will use your bug hotel as a **safe** place to lay eggs, breed offspring, or hide from predators. Be ready to **welcome** lots of different guests right before **winter** starts.




Made by nature

You can gather **materials** outside to use in your bug resort. The **best** hotels for insects are built with **natural** materials like leaves, branches, sticks, and stones — all of which you can get for **free**!

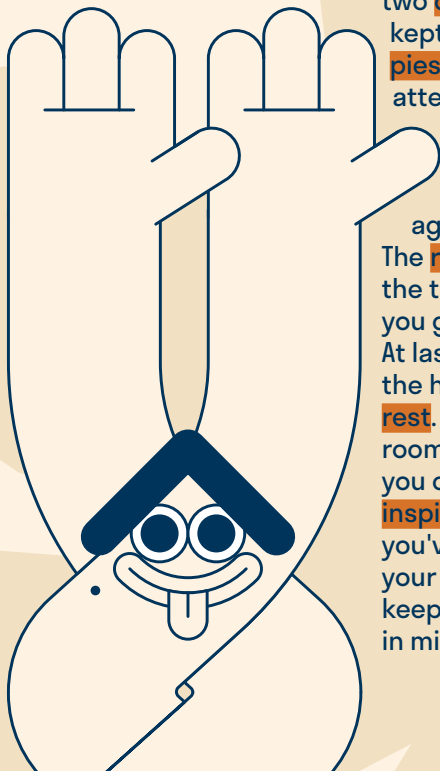
Bugs can be picky

Different insects like **different** materials and different kinds of nests for breeding and winter **hibernation**. Some like wood, others prefer **leaves**, and another type hides under **stones**. Lighting and temperature also matter. So if you manage to **position** your resort in such a way that part of it is **lit** by the sun and the other part is in **shade**, you'll attract more guests.

Insects have **preferences** for where they nest or hibernate. Wood is an ideal habitat for **carpenter beetles**, and if its bark isn't damaged, it can do double duty for **centipedes** and wood lice that like to live under the bark. Other insects that like to hide under loose bark include **beetles** and **spiders**. Straw, hay, and dry leaves are also good.




But why are we only talking about insects? What about **garden gnomes**? Or stones with eyes? Or those yellow dudes who can't talk properly? Anyways, let's **decorate!**



Insects indoors

So, **imagine** you're a bug. Yeah, one of those things with six legs, a weird jaw, and cool, **compound eyes**. You've been on a long Air Dragonfly flight, in the middle seat between two **dung beetles** who kept arguing about **cow pies**. And then the flight attendant forgot you'd ordered a vegan lunch. And to top it all off, your luggage took ages to arrive at the belt. The **roach taxi** was OK, but the traffic was awful and you got **motion sickness**. At last, you've made it to the hotel. You need some **rest**. What would your ideal room look like — one where you can **relax** and chill? Find **inspiration** in the hotels you've visited before. **Name** your hotel, make a sign, and keep the **exhausted** Mr. Bug in mind.

Use all the available art supplies, and get inspired by your favorite architect! Don't have one? Then it's time to find out who it is!



Bee hospitable

Your hotel is advertised as "a home from home." So what do insects need at home? Probably the same things as you do. Where can they park their Volkswagen Beetles? Do ants like to hang out in hammocks? How many shoe horns does a centipede need? And when you're done decorating, set up signs for every building in your resort!


Follow the genius

Leonardo da Vinci invented a lot of stuff, including a helicopter, an ideal city, and a bridge! You can actually build this bridge for your little guests, and connect two parts of the resort together. As the genius inventor, painter, and scientist once said, "Give a bug a bridge, and it won't realize that it has a bridge!"

Do bugs need **transportation**? How about your next project being a bug metro? You can dig long ditches, put **paper straws** in them, and create a series of **tunnels**. Or the tunnels can be above ground instead of underground! Or both at the same time! Oh my! My head is **exploding with ideas**!

Further development

We all know that bugs don't know what **electricity** is, but **you** know what it is. This means you can add **lighting** to your resort so it looks **awesome** in the evening! And adding a Zen garden and a **fountain** immediately puts your resort in all the best **travel guides** in the bug world.



Dinner party

If you offer insects the **food** they like, chances are they will **come to stay** and stick around for a while. So think about planting some colorful, fragrant **flowers** in or around your resort to attract **butterflies** and **bees**.

Do beetles love the Beatles?

Animals, birds, and insects don't like loud **noises**, but your resort can still feature some **wind chime** melodies. First of all, that sweet **sound** never gets old, and second of all, this is mostly for you — the bugs **won't notice** it anyway.








So fresh and so clean-clean

Don't forget to take **good care** of your resort, and clean it **regularly**. Change the water in the pools, remove **fallen leaves**, and fix the worn parts. Or just build new **stuff** when it's needed!

Mystery item

Every hotel chain has something **unique** and special that sets it apart from its **competitors**. Maybe this item can help create such a **distinction** for your resort

Search terms

| | |
|---|---|
|  superhero insects |  |
| what do insects build |  |
| Picasso moth |  |
| insects as pets |  |
| the role insects play in our ecosystem |  |
| what would happen if bees went extinct |  |

Question time

? What names of insects
do you know?

? Which insects are the
most beautiful?

? Do any insects scare
or annoy you?

? What do you think: are insects
beneficial or harmful?

Creativity time

Hotels and resorts usually have rules that are displayed at reception. Take some time to come up with your own rules, and write them down here. And don't forget to remind your guests about them!

There's more
out back —
follow the
arrow!



Building sites tend to be busy, messy places. If you happen to lose this playbook in the heat of construction — don't worry. You can always find the digital version online if you follow the QR code. And while you're on the website, check out our other kits. They're awesome!

Visit us:

playoddity Chicago
Hawthorn Mall
122 Hawthorn Center
Vernon Hills
IL 60061

Follow us:   @playoddity
Find us online: playoddity.com

We're always happy to chat!
Email us: hello@playoddity.com

IMAGINARIUM GLOBAL LLC
122 HAWTHORN CENTER
VERNON HILLS
IL 60061-1502

© playoddity
All rights reserved

