

playbook

human-
made
biome

Home very sweet home

009 Get your sweet tooth ready!

We don't really believe you need a guide on how to eat sweet treats. But we couldn't just give you a box of stuff without telling you what it is and how to use it. So you can follow our advice here, or just skip it and go straight to the tasty part!

We all like to treat ourselves to something sweet every now and then — some people are brave enough to do it every day. But this kit is all about responsible consumption of goodies. Gather the family, assemble the treats, and bite into our ideas on how to have the most sugary fun possible!



Scan the QR code on the back cover to access the digital version of this playbook.


age

5-14



Warnings

Every playoddity kit is designed as a children's experience that is guided by an adult. All the described activities require adult supervision. Safety instructions for each item in the kit can be found on the item's individual packaging.




WARNING!
Choking hazard:
Small parts
Not for children under 3 years




Adult supervision required





Hi, this is The Voice speaking. I'd like to remind you that the most important part of the playoddity experience is the child or children. Without them, you'll just be an adult playing games to avoid responsibilities. So put your phone away, and follow the instructions in this playbook for having a great time! The activities also work without the playbook, if you have your own ideas, but we suggest you have a look at ours first.



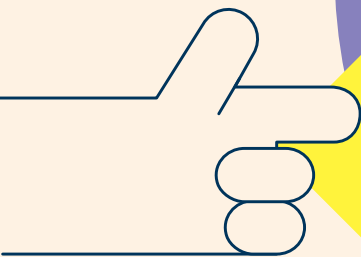
Without playbook



With playbook

Unboxing

The items in this kit will help you to create some controlled sweet madness at home. Go full Willy Wonka while opening the box, take pictures, and share them with #playoddity.



Each item in the kit has a colored sticker:

- Green sticker — item can be used by children and adults
- Red sticker — item should be used by adults only



If any items on the list are missing, or you have problems with any of the products, please get in touch.

Contents of this kit

- **01. Alphabet mold**
All the flavors, from Amazing to Zuperamazing!
- **02. Flower mold**
Roses are red, violets are blue, everything sweet is here for you.
- **03. Cutters**
If the ideas don't fit, some cutting is needed.
- **04. Ice cream mold**
All you need is freeze, la-da-da-la-da.
- **05. Dessert spoons**
Dig into dessert.
- **06. Ice-cream spoons**
Get the inside scoop on these.
- **07. Plates**
You can eat a cake straight out of the box, but a plate has lower walls to climb.
- **08. Cookware**
Your arsenal in a food fight.
- **09. Piping nozzles**
For perfect cream roses.
- **10. Plastic bottles**
Ideal containers for things that can be contained.
- **11. Food colors**
Is it boring? Color it!
- **12. Eye mask**
Now you see it, now you don't. But you can still taste it!
- **13. Nose clamp**
Now you smell it, now you ... well, you get the idea.
- **14. Scented candles**
Did you know that salmon have a better sense of smell than dogs and bears?
- **15. Balloons**
Dipping balloons in chocolate is a thing!
- **16. Stencils**
When food is beautiful, it's twice as tasty.
- **17. Magic lantern**
Food is in the air.
- **18. Paper decorations**
All is full of food, it's all around you.
- **19. Metal straws**
Could be a nice name for a band of skinny dudes with guitars.
- **20. Apron**
It probably won't make any difference, but it's worth a try.
- **21. Measuring mat**
Cooking IS a science.

Notes and ideas

Let's talk about **sweet things**, so you know where to begin. But if you're someone who can proudly declare, "Sometimes I give myself the crêpes!" don't hesitate — just follow your **fancy!**



Hey, you! Wanna buy some **sweets**? I bet you already have some treats at home, but if you don't — it's time to go **shopping!**



Picking a task


Where do you buy sweets? And by “sweets” we mean **everything** sweet — from candy bars to cakes. It’s time to launch another **mission** to visit your favorite place. Prepare to spice things up while you’re there by completing a couple of **tasks**. Here, take a look.

- Search for sweet stuff that’s **blue**! The person who brings back the most blue **goodies** wins! Only the blue ones — not violet, not purple, just blue. Light blue ones count too.
- We’re doing some research that’s aimed at finding the **traditional** treats of all the countries on Earth. Do you know of any Peruvian candies? And what are **desserts** like in Iceland? How about Italy? You get the idea. Go find and buy them!
- This is a tricky one: a time traveler told us that there are still **candies** sold in our stores today that used to be there more than a **hundred** years ago. Can you find out which ones?

Choose a task you like, or come up with your own tasks for the mission! There's no special approval process for new tasks — just **invent one** and go. (This is mainly because our Task Approval Team is on vacation until August 2356, so we don't want to disturb them to check if your task is good enough. Of course it is!)

The mission begins

So, when the task has been chosen, go on a **journey** and gather as much sweet stuff as you can (while complying with the task conditions). Even if you do this **online**, the mission is important! And if you want to step up your game a bit, try buying **ingredients** instead of readymade sweets.



Kids don't always like shopping, but they always like a good **game**. So let's turn shopping into a game: who can find the **most** types of red sweets, who's the first to find the **biggest** marshmallow, who knows what cornstarch is and where in the store it's hidden?

When the mission is completed, proceed to the exit and travel homeward to set up the **tasting facility**.



Blind tests

Now we need to **study** the samples we gathered during the mission. Put them on plates and have **one** researcher put on the **eye mask**. Then ask the researcher to smell the samples and try to **guess** what each one is. Then they try to guess it by touch. Can you guess the color by taste? Can you guess the shape by smell? It doesn't matter if you're wrong or right — you still get to **eat** it!

Have you ever heard of **synesthesia**? It's a condition that makes you taste words, or feel sounds, or see colors when you listen to music. Sounds strange, but it's kind of **awesome** too! For example, some people feel that the word "sun" is sweet and sticky, while for other people, the word "plumber" has sharp edges. Try to **imagine** you're a synesthetic person. What shape is the taste of chocolate? What does the taste of celery sound like?

Fewer senses, more fun!


Let's make it even more complex. Close your eyes, close your nose with the **nose clamp**, and bite into the next thing on the plate. Is it sweet? Can you even tell what it is? Did you know that it's hard to tell tea from coffee if you can't **smell** it?


Make it colorfood!

Do some sweets seem mundane to you? That's not a big deal when you have **food colors**. You can even decorate fruit so that it looks like cake. The rule is simple: **decorated food** is always good. It's like adding hot butter to popcorn — it always works!

Fancy a second helping?

The **best part** is that these activities have no end, although you can stop whenever you want. But the best way of doing them is by setting up a **family ritual**, or as we call it, “a sweet moment.” Think of a secret handshake that starts and ends the sweet moment; maybe you can even come up with a short poem for the beginning and the end? Or dance to “Tutti Frutti,” perhaps?





Rituals **enhance** our sense of taste. This is because during the ritual, we're more focused on the moment, and we really **pay attention** to what we eat and drink. So setting up rituals can turn simple joys like food into a real celebration.

See, that's why we need **more** celebrations!
Oh, honey pie, you are making me crazy!

If you ever wondered how chocolate bowls are made ...

Putting a recipe here would take up too much space, but have you ever heard of a thing called the internet? We're sure you'll be able to find a **recipe** there, and we've already provided some **balloons** ... see where this is going?

Ice is cool!

Ice doesn't have to be made out of **water**. Try freezing milk, juice, or lemonade! Think of how you can use those ice cubes.

Alphabet of taste

As many great scientific researchers have pointed out — **words** are made out of **letters**. And the ingredients of desserts are words, so they also have letters in them. Let's combine these pieces of knowledge into

an **ultra-knowledge** that helps us build sweet confections! For example, the word “play” is really tasty because it consists of Pine-apple, Licorice, Apple, and Yogurt. So now you have a whole **language** of recipes!

Caramelization done right

We're all familiar with the **caramelized apple**. But why do apples get all the **attention**? There are so many other things that can be caramelized, aren't there?

Mystery item

A lifetime is **not enough** to taste all the candies that exist in the world. Not just because there are hundreds of thousands of them, but because new ones are being invented every day. Take this mysterious item and see if it can **inspire** a new world-beating treat!

Search terms

 the biggest bar of chocolate in the world	x
the history of candy	↗
is a licorice plant black or red	↗
is sugar bad for you	↗
who invented chocolate	↗
Japanese sweet fish	↗
how candy is made	↗
chocolate in space	↗
100 most popular desserts in the world	↗

Question time

? What's your favorite sweet stuff?

? What are sweets made of?

? What are traditional sweets from other countries made of?


? Would you agree to replacing all your food with sweets for one day? How about one week?

? Does pineapple belong on pizza?

Creativity time

Come up with some ideas for new confections. It's easy — just combine the names of existing sweets with new preparation methods. Fill in the first row and the first column of the table below, and see what happens! We've filled in a few to show you how it works.

And don't worry if you come up with things that aren't really possible. Some sweet dreams are better when they're only dreams.



deep-fried licorice twists

deep-fried

caramelized



licorice twists

cotton candy

There's more
out back —
follow the
arrow!



Sweetie pie, if you accidentally put this playbook in the oven or use it instead of cream to decorate a cake — don't worry. You can always find the digital version online if you follow the QR code. And while you're on the website, check out our other kits. They're awesome!.....

Visit us:

playoddity Chicago
Hawthorn Mall
122 Hawthorn Center
Vernon Hills
IL 60061

Follow us:   @playoddity
Find us online: playoddity.com

We're always happy to chat!
Email us: hello@playoddity.com

IMAGINARIUM GLOBAL LLC
122 HAWTHORN CENTER
VERNON HILLS
IL 60061-1502

© playoddity
All rights reserved

