

# playbook #031

# Today, I'm a Coach

ages  
5-11

## What are activity kits?

An activity kit is a thoughtfully assembled package of toys, tools, and creative resources, accompanied by a playbook rich with ideas for family engagement and interactive play. It's designed to inspire shared experiences, nurture closer relationships, and ignite imaginations through hands-on activities and collaborative fun.

## What's inside?

The kit includes a playbook (a detailed guide to all the activities) and everything you need for success.

## Description

Get ready to lead your team to victory with this dynamic coach activity kit! Designed to inspire teamwork, coordination, and strategic thinking, this kit equips young coaches with all the tools they need to run exciting games and challenges. Kids will develop leadership skills while having tons of fun, whether it's a friendly competition or a creative training session. Step into the role of coach and guide your team to success!


## Activity tags

teamwork • leadership •  
strategic thinking • coordination  
• communication skills



# Unboxing

Explore your coach's toolkit. These items are crafted for the activities in this playbook, but the possibilities for team fun are endless! Let your creativity and leadership shine as you guide your team through exciting challenges. Each tool could be the key to a big win—share your coaching moments with #playoddity.



Every playoddity kit is designed as a children's experience that is guided by an adult. All the described activities require adult supervision. Safety instructions for each item in the kit can be found on the item's individual packaging.



**WARNING!**  
**Choking hazard:**  
**Small parts**

Not for children  
under 3 years



**Adult supervision required**




Each item in the kit has a colored sticker:

- Green sticker — item can be used by children and adults.
- Red sticker — item should be used by adults only.



Hi, this is The Voice speaking. I'd like to remind you that the most important part of the playoddity experience is the child or children. Without them, you'll just be an adult playing games to avoid responsibilities. So put your phone away, and follow the instructions in this playbook for having a great time! The activities also work without the playbook, if you have your own ideas, but we suggest you have a look at ours first.



Without playbook



With playbook

# Activities

## Warm-up

- **01. Inflatable ball**  
Start with a simple ball exercise. Have the team pass the ball to each other while moving in a circle. To add a challenge, players must keep the ball in the air by tapping it with their hands or feet. This activity builds coordination and teamwork.
- **02. Jump rope**  
Next, lead the team in a jump rope session. Start with basic jumps and gradually introduce variations like double-unders or side swings. You can also create a fun challenge by having the team jump in unison or take turns jumping while others cheer them on.

## Team training

- **03. Ring toss game**  
Set up the ring toss game and have the team practice throwing the rings onto different targets. Start with easy distances and gradually increase the difficulty. For an added twist, challenge players to use their non-dominant hand or to toss the rings while standing on one foot. This activity improves focus and accuracy.
- **04. Team racing band**  
Organize a relay race using the team racing band. Split the players into pairs or small teams, and have them race to a designated point and back, all while staying connected by the band. Emphasize the importance of communication and coordination, as they must move together to succeed. This exercise teaches teamwork and rhythm.

# Competition

## 05. Referee whistle


As the coach, use the referee whistle to start and stop each game during the competition. For example, you can organize a timed obstacle course or a relay race where the whistle signals when each team should begin. This keeps the game orderly and fair, teaching players to follow cues and stay attentive.

## 06. Megaphone

During the competition, use the megaphone to give instructions, announce new rounds, and cheer for the teams. Have some fun by using its voice-changing feature to give commands in silly voices like “run in place,” “jump,” or “freeze.” This adds a playful twist and keeps everyone entertained while staying engaged in the games.

## 07. Scoreboard

Use the scoreboard to track points in games like ring toss or relay races, promoting healthy competition and rewarding teamwork and effort.



## 08. Stopwatch

Use the stopwatch to time your team's drills and races, adding a competitive edge to every activity.

## 09. Mystery item

Reveal the mystery item as a bonus challenge. The team must creatively use it to earn extra points, adding a fun twist that encourages quick thinking.

# Tips & tricks

## Get creative with game rules

Add your own twists to classic games. Introduce quirky rules or unexpected challenges to keep things exciting and make the activities feel new and fresh.

## Create a coaching playlist

Put together a playlist of energetic and motivational songs to play during games.

## Award fun

Present homemade trophies or certificates to celebrate participation and achievements.

## Involve everyone

Encourage every family member to take on the coaching role or participate in different games.

## Craft your own challenges

Design unique challenges using household items, involving your child in planning to boost excitement. Tailor activities to your child's interests.



## Encourage leadership

Give your child opportunities to take charge and make decisions.

Have a winning time leading your team with this activity kit—you're about to create some unforgettable moments!

Visit our store, website, and social media channels to choose the perfect activity kit for your next adventure.

playoddity Chicago  
Hawthorn Mall  
122 Hawthorn Center  
Vernon Hills  
IL 60061

playoddity.com  
hello@playoddity.com  
  @playoddity



© playoddity  
All rights reserved

playoddity