

playbook #030

Today, I'm an Artist

inner
biome

ages
5-11

What are activity kits?

An activity kit is a thoughtfully assembled package of toys, tools, and creative resources, accompanied by a playbook rich with ideas for family engagement and interactive play. It's designed to inspire shared experiences, nurture closer relationships, and ignite imaginations through hands-on activities and collaborative fun.

What's inside?

The kit includes a playbook (a detailed guide to all the activities) and everything you need for success.

Description

Unleash your inner artist with this creative activity kit! Designed to inspire imagination, exploration, and self-expression, this kit gives young artists all the tools they need to create stunning masterpieces. Whether experimenting with black-and-white contrasts, exploring vibrant colors, or playing with light and texture, kids will develop artistic skills while having fun. Dive into the world of art, and let your creativity shine!

Activity tags


creativity • artistic expression • color theory understanding • fine motor skills • visual storytelling



playoddity

Unboxing

Explore your artist's toolkit. These items are crafted for the activities in this playbook, but the possibilities for creative expression are endless! Let your imagination and artistic flair lead you as you create stunning works of art. Each tool could unlock a new masterpiece—share your artistic moments with #playoddity.



Every playoddity kit is designed as a children's experience that is guided by an adult. All the described activities require adult supervision. Safety instructions for each item in the kit can be found on the item's individual packaging.



WARNING!
Choking hazard:
Small parts

Not for children under 3 years



Adult supervision required




Each item in the kit has a colored sticker:

- Green sticker — item can be used by children and adults.
- Red sticker — item should be used by adults only.



Hi, this is The Voice speaking. I'd like to remind you that the most important part of the playoddity experience is the child or children. Without them, you'll just be an adult playing games to avoid responsibilities. So put your phone away, and follow the instructions in this playbook for having a great time! The activities also work without the playbook, if you have your own ideas, but we suggest you have a look at ours first.



Without playbook



With playbook

Activities

Black & white magic



- **01. Sketchbook with black paper**
Dive into the world of contrasts with the black paper sketchbook. Create stunning images that pop against the dark background, using your imagination to craft unique scenes and characters.
- **02. White pencils**
Add depth and highlights to your sketches with white pencils. Use them to outline, shade, or even create glowing effects that make your artwork stand out in black and white.

Colorful creations

- **03. Gouache paint**
Unleash your creativity with vibrant gouache paint. Mix and match colors to create beautiful, bold paintings that express your artistic vision.
- **04. Color wheel**
Explore the color wheel to discover how different hues interact. Learn to blend complementary and contrasting colors to enhance your artwork.
- **05. Palette knives**
Experiment with texture and layers by applying paint with palette knives. Create dynamic, textured effects that add a unique dimension to your paintings.
- **06. Roll brushes**
Add sweeping backgrounds or playful patterns with roll brushes. These brushes help you cover large areas quickly and add an energetic feel to your art.

Light & mystery

- **07. Light drawing pad**
Illuminate your artwork by drawing with light. Use the light drawing pad to create glowing designs, trace patterns, or experiment with the interplay of light and shadow in your art.
- **08. Easel**
This small easel is perfect for displaying your art at home. Use it to show off your favorite pieces in your own mini gallery!
- **09. Mystery item**
Unbox the mystery item for an exciting new challenge. This surprise tool will inspire you to think creatively as you incorporate it into your artwork, adding a unique twist to your artistic journey.



Tips & tricks

Continuous line drawing

Create an image using just one unbroken line.

Pointillism

Use dots of color to create detailed images, blending colors by varying the dot density.

Multiple perspectives

Illustrate an object from various angles—top view, front, back, and side—to gain a better understanding of its three-dimensional form.

Drawing riddles

Create visual riddles with your drawings where others must guess what they represent.

- Be inspired by nature.
- Draw against the clock.
- Guess each other's drawings.
- Use only one color.
- Draw following a partner's instructions.
- Create using geometric shapes.
- Draw with eyes closed

Unleash your inner artist with this creative activity kit—you're about to embark on an unforgettable journey of color, light, and imagination!

Visit our store, website, and social media channels to choose the perfect activity kit for your next adventure.

playoddity Chicago
Hawthorn Mall
122 Hawthorn Center
Vernon Hills
IL 60061

playoddity.com
hello@playoddity.com
f y @playoddity



© playoddity
All rights reserved

playoddity