

playbook


inner
biome

Sensory play in space

026

Galactic Sensations

We have liftoff! Your sensory space adventure begins. Prepare to meet aliens, wish upon a falling star, explore new cosmic textures, find your inner zen like an ancient short green master, experience zero gravity, and pretend to be an astronaut.



Discover the tranquility of the universe from the comfort of your home. A multitude of space adventures await you. The journey will be filled with relaxation and new sensations. It's perfect for curious minds seeking both thrills and tranquility!



Scan the QR code on the back cover to access the digital version of this playbook.

age

3-10




Warnings

Every playoddity kit is designed as a children's experience that is guided by an adult. All the described activities require adult supervision. Safety instructions for each item in the kit can be found on the item's individual packaging.




WARNING!
Choking hazard:
Small parts

Not for children
under 3 years




Adult supervision required





Hi, this is The Voice speaking. I'd like to remind you that the most important part of the playoddity experience is the child or children. Without them, you'll just be an adult playing games to avoid responsibilities. So put your phone away and follow the instructions in this playbook for having a great time! The activities also work without the playbook if you have your own ideas, but we suggest you have a look at ours first.




Without playbook





With playbook


Unboxing

Embark on a stellar journey with your **Sensory play in space kit**. The items have their uses outlined in this playbook, but the cosmos encourages improvisation. Ready your senses for a voyage of discovery and creativity that's as boundless as the universe itself! Document your galactic adventures with **#playoddity**.



Each item in the kit has a colored sticker:

-  Item can be used by children and adults
-  Item should be used by adults only



If any items on the list are missing or you have problems with any of the products, please get in touch with us.

Contents of this kit

● 1. **Astronaut star projector**

Transform your space into a galactic light show.

● 2. **Sensory liquid mat**

Feel the cosmos in your hands or under your feet!

● 3. **Scented candle**

Spark celestial calm with fragrances that waft you through the stars.

● 4. **Hourglass**

Traverse time with each grain of sand.

● 5. **Stacking stones**

Balance these fragments from different planets to create an interstellar monument.

● 6. **Table topic cards**

Cards that prompt discussion, evoke emotional and sensory responses, and connect us deeper.

● 7. **Squishy ball**

Squeeze and relax.

● 8. **Scales with astronauts**

Discover cosmic balance through a playful, hands-on exploration of weight, math, and equilibrium.

● 9. **Squishy caterpillar**

This malleable creature invites tactile exploration of alien biology.

● 10. **Squidpop**

Alien communication device or cosmic musical instrument? The squidpop's purpose is yours to discover.

● 11. **Activity cube**

Navigate through asteroid fields or decode alien languages with this multifaceted cosmic tool.

● 12. **Slime**

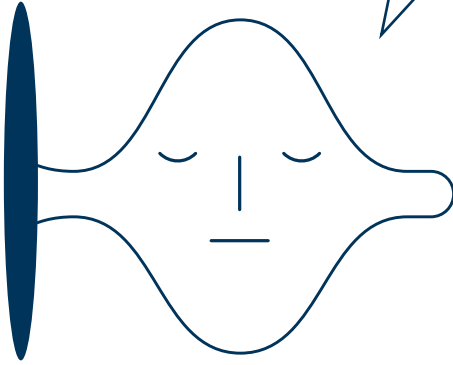
Mold galaxies, create alien life forms, or simulate cosmic goo with interstellar slime.

● 13. **Mystery item**

A cosmic surprise and source of inspiration and creativity.

Notes and ideas

To all the wonderful parents out there, remember that the journey through space is also a journey through inner space. Use this kit to teach your kids about finding calm in the chaos, just like in the vast, tranquil cosmos.



Family Evenings Under the Stars

Turn off the lights, switch on the projector, and while lying on the floor or bed, discuss constellations, planets, and the possibility of life in space. This promotes relaxation and strengthens the bond between parents and children.

“A towel is about the most massively useful thing an interstellar hitchhiker can have.”

— The Hitchhiker’s Guide to the Galaxy

Every space traveler knows that before setting off on an adventure, grab a Don’t Panic Towel. Its uses are limited only by your imagination. The guide suggests using it for warmth, as a bed, as a sail for a mini-raft, or even as head protection. Engage kids in a fun game where they brainstorm unique ways to use the towel in space.



Infinite Improbability Drive

Discuss the concept of the Infinite Improbability Drive. Then, challenge each other to come up with the most improbable scenarios involving the items in the kit. The more imaginative and unlikely, the better! Try to brainstorm 42 different ways items can be used, combined, or played with.

Space Meditation

Light the scented candle. As the room fills with the calming scent and the stars twinkle above, use the sensory toys to engage your tactile senses. This multi-sensory experience can help deepen relaxation and meditation (you don't even need to use worm larvae secretions from a desert planet). Encourage everyone to gaze at the candle's flame, observing its movements and colors. Note how it dances, flickers, brightens, and dims. Instruct everyone to take a deep breath in, slowly, for a count of 4. Hold the breath for a count of 4, then exhale slowly through the mouth for a count of 6. The extended exhale helps promote relaxation. Practice exhaling slowly toward the candle so that you can control the flame without extinguishing it.

Exploring Cosmic Textures

Close your eyes, picture the darkness of space, and try to guess textures by touch. Depriving one sense increases the others. Embark on a sensory journey beyond your fingertips. Why limit exploration to your hands? Challenge yourself and your little astronauts to identify textures with your cheeks, the tips of your ears, or the soles of your feet.

Cosmic Sensory Bin

Transform the kit's box into a universe of tactile exploration! Fill it with tactile treasures, whether from the kit or your own collection, immersing young astronauts in a sensory-rich galaxy. After blindfolding them, let their fingers wander through diverse textures, uncover hidden cosmic wonders, and craft their own celestial narratives. For an authentic space vibe, consider using rice or similar materials as a 'cosmic' base, enhancing the exploratory experience.

Space Science

Pretend the slime is an alien sample that needs to be analyzed in a space lab. Use the different textures of the squidpop, squishy caterpillar, and activity cube to experiment with the slime. Document your findings like a true xenobiologist!

Intergalactic Diplomacy

Using the table topic cards, discuss potential scenarios where you'd have to negotiate with aliens for peace, just like humans who wear black suits and work for the government. What gifts (from the kit or your household) would you offer as a peace token? If negotiations are going poorly, use the activity cube as a memory eraser (like the black suits do) and start over.

Build Cosmic Pyramids

Compete to see who can build higher pyramids, maintaining balance and concentration. As you build structures with the stones, discuss what types of monuments aliens might build and why. Create stories about the civilizations that built them—they don't need to be landing pads for spaceships!




Use your scales with astronauts to learn about balance. Try balancing different items from your kit. What's heavier, a handful of 'stardust' or a 'meteorite'? Document your findings; you're a real astrophysicist now!

Starry Night Music Session

Play calming space-themed music. Each family member gets a turn to interpret the music using any of the sensory toys and explaining their choice. For instance, they might roll the squishy ball to the rhythm or create patterns with the squidpop.

Ever felt the weight of the universe on your shoulders? Sometimes, all you need is a cosmic twirl to the rhythm of the stars. The next time stress tries to suck you into a black hole, just dance it out. It's like magic, but real!



Zero-Gravity Dance-Off

Pretend you're astronauts in zero gravity and have a slow-motion dance-off! Move slowly and gracefully, as if you're in space, and use the sensory toys as props. Jump like you're on the moon. What about Michael Jackson's moonwalk? For added fun, do this under the star projector light.

Astronomical Art Studio

Use the slime and squishy toys to create alien artwork or cosmic scenes, discussing the possible landscapes, colors, and physical laws of far-off worlds. How might art differ across the universe, and why?

Search terms



astronaut stress management



what does space sound like



stargazing with kids



zero-gravity games



NASA Space Place



how do stars beat stress



Question time



Why do people want to explore space?



If you could bring one object from the bathroom, kitchen, or bedroom with you on your space journey, what would it be and why?



Imagine meeting an alien. What unique senses might it possess, and how would you communicate with it?



Which game could astronauts play in zero gravity?

You never know what surprises await you on a space adventure! If this playbook happens to be accidentally destroyed during your activities, you can find it on our website via the QR code. Check out our website for more fun, and don't miss our other exciting kits. They're out of this world!

Visit us:

playoddity Chicago
Hawthorn Mall
122 Hawthorn Center
Vernon Hills
IL 60061

Follow us:

   @playoddity

We're always happy to chat!

Email us:

hello@playoddity.com

Find us online:

playoddity.com

IMAGINARIUM GLOBAL LLC
122 HAWTHORN CENTER
VERNON HILLS
IL 60061-1502

© playoddity
All rights reserved

